




Standard - 2m Café Barrier

1890mm x 890mm

1890mm x 890mm Finished Size
1910mm x 910mm With Bleed

- 

Bleed Area
You will need to extend your design to fill the bleed area. This area will be trimmed to make sure you don't have any unwanted white lines.
- 

Cut Line
This is where we aim to cut your design to the finished size. Any part of your design placed outside this area will be cut off.
- 

Safe Zone
Keep all important text and elements inside the safe zone, which is 160mm from the top and bottom edges and 20mm from the left and right edges of the cut line.